



# MMI8150X

## 15.0" Color Graphic Display Panel and Touch Screen

### Introduction

The MMI8150X is a compact HMI platform. Its 32-bit CISC kernel delivers impressive performance at low power. A hardware graphics acceleration engine gives superior 65K color graphics performance. This leaves more time for Data management.

The MMI8150X has features for Data logging and Compact Flash Card or USB Stick type memory storage. Data information can also be accessed by SCADA/HMI software running on remote PC's via Ethernet. MMI to MMI communications are easily done through Ethernet. With its many features the MMI8150X is the sensible choice for present and future Operator Interface applications.

- Bright 15.0" TFT LCD 65536 Color Display
- NEMA4/IP65 Compliant Front Panel
- Built-in Flash Memory
- One Compactflash™ Slot
- 3 USB Ports
- Ethernet Modbus TCP/IP; Ethernet I/P
- 3 RS232 and 2 RS485 ports
- Supports Multiple PLC Types to one MMI
- Data Logging to USB, CF Card
- 6 Levels of User Security for up to 12 Users
- True Type Font Capability
- Alarm and Alarm History (Events) Tracking
- Real time and Historical Trending
- Multiple Language Support (up to 7 languages)
- Simple scripting for Advanced Users (Macro)
- Free Design Mode, Windows™ Based Setup Software Included



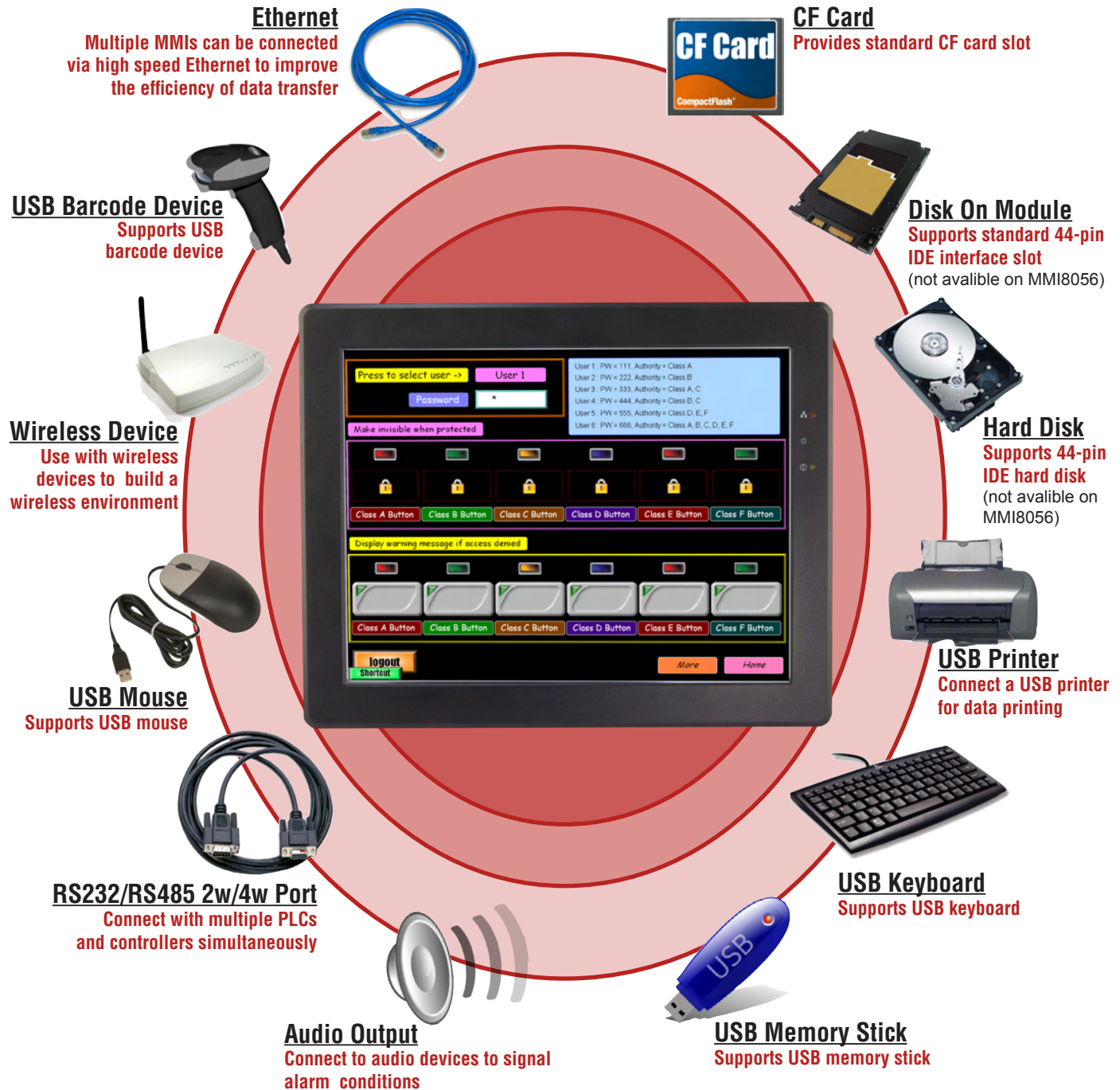
Kessler-Ellis Products • 10 Industrial Way East, Eatontown, NJ 07724 • Toll Free: 800-631-2165 • Phone: 732-935-1320 • Fax: 732-935-9344

[www.kep.com](http://www.kep.com)

# MMI8150X 15.0" Color Graphic Display Panel and Touch Screen

## Integration Guide

### Supported Peripherals



# MMI8150X 15.0" Color Graphic Display Panel and Touch Screen

Hardware Specifications	
Display	15.0" TFT
Brightness	350 cd/m2
Color	65,536 colors
Contrast Ratio	550:1
Resolution (WxH dots)	1024 x 768
Back light	CCFLx2
CCFL life time	50,000 hr. min.
Touch panel	4 wires resistive type
Touch Accuracy	2mm
Surface Hardness	4H
I/O port	COM1 (RS-232/RS-485 2W/4W) COM2(RS232) COM3(RS-232/RS-485 2W) 1 Ethernet port (10/100 Base-T)
USB Host	3 USB Host port, 1 Mini USB
Audio	1 x Audio Line Out, 1 x MIC In
Processor	32bit CISC 500MHz
Storage	256MB D.O.M
DRAM	256MB on board DDR-400MHz SDRAM
CompactFlash card slot	N/A
RTC	Built-in (CR2032 3V lithium battery.)

General Specifications	
Input Power	24 ±10% VDC
Power Consumption	1.6 A@24VDC
Isolated Power Supply	Output Power 1.25A Max, 24VDC+/-1%
CE	Complies with EN50081-2 and EN50082-2 standards
FCC	Complies with FCC Class A
Voltage resistance	500VAC (1 min.)
Isolation resistance	Exceed 50MΩ at 500VDC
Vibration endurance	10 to 25 Hz (X,Y,Z direction 2G 30minutes)
Protection structure	IP65 front panel (O ring seal)
Operating Temperature	0~45°C
Operation humidity	10-90% RH (non-condense)
Enclosure	Plastic
Dimensions WxHxD	366 x 293 x 55mm
Panel cutout dimension	352 x 279 mm
Weight	Approx. 2.9 kg

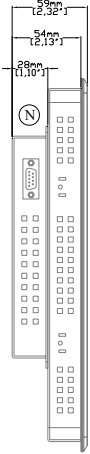
EasyBuilder Software Specification	
Screen editor	EasyBuilder Ver. EB8000 1.0.1 or later (requires Windows 2000, XP)
No. of window	Up to 1989 Windows
No. of object	Up to 500 per window, limited by memory
Text strings	limited only by memory
Graphics	Supports BMP, GIF and JPG
PLC Support	Most popular PLC's
Macro Scripts	Easy to use macro scripting language
System Requirements	Computer requirements include at least a Pentium 90Mhz PC, 16MB RAM, 10MB available hard disk space, minimum 800x600 resolution VGA, and one available RS-232 serial port.
EB8000 Setup and Features	<p>EasyBuilder has a complete set of drawing tools as well as the ability to import and place bitmaps. Summary of EasyBuilder Objects</p> <p><b>Bit Lamp</b> – Place an indicator that is bit triggered</p> <p><b>Word Lamp</b> – Place an indicator that is word triggered</p> <p><b>Set Bit</b> – Set a bit on a button press, button hold, window change, backlight activation or data entry.</p> <p><b>Set Word</b> – Set a word on a button press, button hold, window change, backlight activation or data entry.</p> <p><b>Toggle Switch</b> – Toggle a bit</p> <p><b>MultiState Switch</b> – Increment/Decrement a word</p> <p><b>Slider</b> – Change word value by dragging cursor</p> <p><b>Function Button</b> – Perform a system operation</p> <p><b>Numeric Input / Display</b> – Change/Display digital data</p> <p><b>ASCII Input / Display</b> – Change/Display alphanumeric data</p> <p><b>X,Y Move Animation</b> – Move an object via pixel coordinates</p> <p><b>Spot Move Animation</b> – Move an object on a predefined path</p> <p><b>Direct Window</b> – Popup Window on Bit status change</p> <p><b>Indirect Window</b> – Popup Window depending on Word's value</p> <p><b>Bargraph</b> – Display data as changing rectangle</p> <p><b>Alarm Display</b> – display predefined text strings in response to bit changes</p> <p><b>Trend Graph</b> – Plots active data on a trend</p> <p><b>Data History Display</b> – Show contents of Data Logger</p> <p><b>Meter</b> – Display one of 4 different types of meters</p> <p><b>Scrolling Alarm</b> – display predefined text strings in response to bit changes</p> <p><b>Event Display</b> – display and log predefined text strings in response to bit or word changes</p> <p><b>Data Logging</b> – Move PLC data to USB or CF Card memory</p> <p><b>PLC Controls:</b> Change window, Backlight control, Macro Execution, Data Transfer</p>

## Installation Guide


**Dimensions are in mm (inches)**



*Top View*



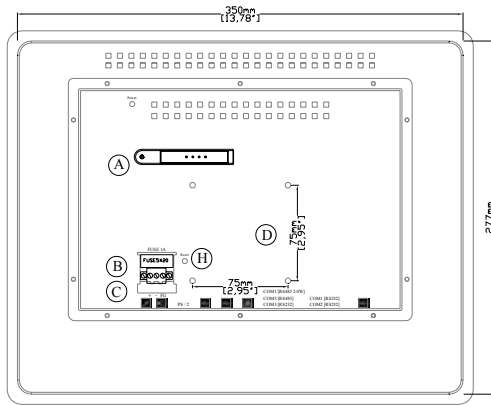
*Side View*



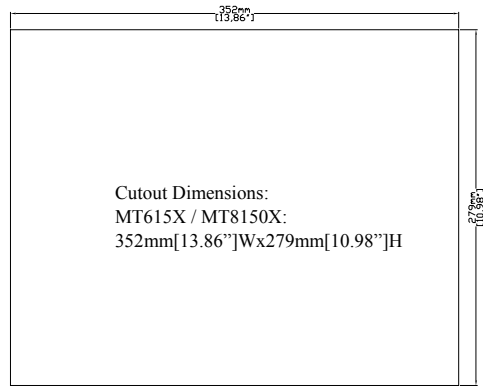
*Front View*



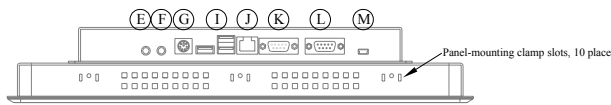
*Side View*



*Rear View*



Cutout Dimensions:  
MT615X / MT8150X:  
352mm[13.86"]Wx279mm[10.98"]H



*Bottom View*



**Kessler-Ellis Products**

10 Industrial Way East, Eatontown, NJ 07724

Toll Free: 800-631-2165 • Phone: 732-935-1320 • Fax: 732-935-9344

[www.kep.com](http://www.kep.com)

### Ordering Information

Part Number	Description
MMI8150X	Graphic Interface with 15.0" Color LCD display and Touchscreen.  Setup software and Ethernet Crossover cable for programming included